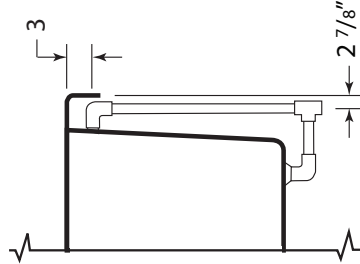
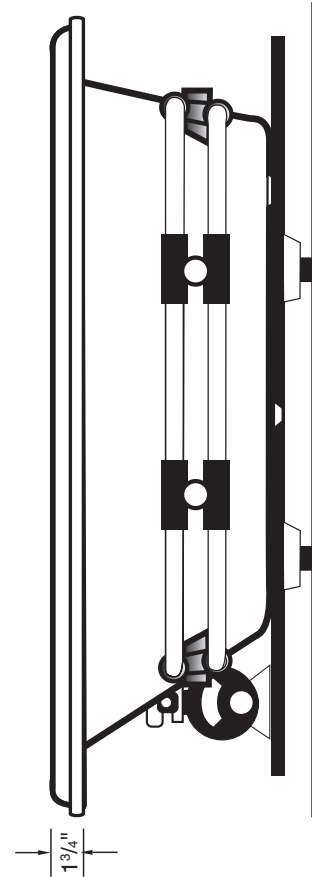
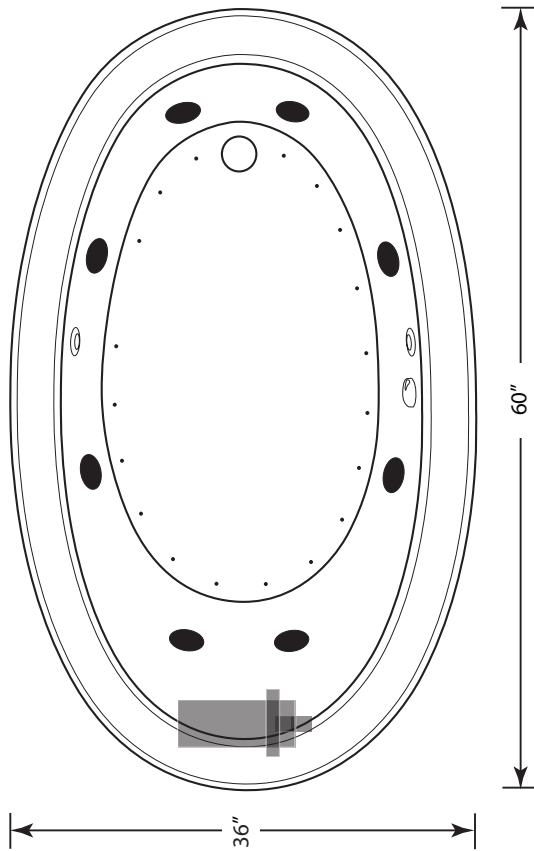


# PETITE 3660PW

## S P E C I F I C A T I O N S

• All dimensions are plus or minus 1/4" (Maximum Tolerance)  
 • Atlantis Whirlpools reserve the right to make changes without notice.  
 • Copyright © All Rights Reserved



DRAWING NOT TO SCALE

**MODEL:** 3660PW

**SIZE:** 36" X 60"

**EST. BOXED WEIGHT:** 100 lbs. (TUB ONLY)

**EST. BOXED WEIGHT:** 124 lbs. (WHIRLPOOL OR AIR)

**EST. BOXED WEIGHT:** 178 lbs. (WHIRLPOOL w/AIR)

**BOXED SIZE:** 71" X 39" X 24"

**AVERAGE FILL (gallons):** 35

**PUMP SIZE:** 1.5 HP

**BLOWER:** 1.0 HP

**ELECTRICAL:** 110V 20 AMP CIRCUIT

**MATERIAL:** Acrylic reinforced fiberglass

**Standard Colors:** White, Bone, Almond,  
Biscuit, Sterling Silver, Linen

**Standard Features:** Air Switch

**Jets:** 8 Star Jets

**Air Controls:** 2

**Suction Fittings:** 1

**Air Injectors:** 20

| Interior Depth | Interior Length Top | Interior Width Top | Interior Length Bottom | Interior Width Bottom |
|----------------|---------------------|--------------------|------------------------|-----------------------|
| 19 3/4         | 52 1/2              | 28 1/4             | 41                     | 25                    |



**ANSI-Z.124.1**  
**ASME-A.112.19.7**



A Division of Spa World Corp.  
 2320 NW 147 Street, Miami, FL 33054  
 PH: 866.588.8008 • FAX: 866.577.9225  
 www.atlantiswhirlpools.com

STANDARD PUMP LOCATION

